

Zangen Forceps



Zahnzangen Extracting Forceps

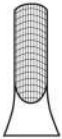
Kronenzangen Crown Forceps

Weisheitszahnzangen Wisdoms Forceps

Tiefgreifende Wurzelzangen Deep gripping root forceps

Kinderzahnzangen Extracting Forceps for children

Alle Zahnzangen sind mit einem Haftprofil ausgestattet (Kreuzverzahnung)



Wichtige Information zur Bestellung von Zahnzangen:

Sie finden auf den nachfolgenden Seiten unsere Zahnzangen sowohl mit Karogriff (Standard) als auch mit Fingerformgriff (Anatomisch). Bei den Zahnzangen mit zwei Bestellnummern haben Sie die Möglichkeit, auf jeder Katalogseite zwischen standard oder anatomischer Griffform zu wählen.

Beispiel:
Die Zahnzangen mit Karogriff (Standard) bestellen Sie wie folgt:

Standard Ref. 11-...



Möchten Sie die gleiche (oder eine andere Zahnzange) in Fingerform (Anatomisch) bestellen Sie wie folgt:

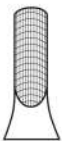
Anatomisch Ref. 12-...



Wir liefern - außer der Amerikanischen Zangenform - alle Zahnzangen mit Haftprofil und Teflonscheibe in den Arbeitsschanieren.

Important instruction for the order of forceps:

All extracting forceps are cross serrated in inside of jaws.



Please find our Extracting-forceps with grain handles (standard) and fingerform handle (anatomic) on the following pages. Furthermore, we have marked our Extracting-forceps with two article numbers, which means you can choose between grain handle Ref.11-...(standard) and fingerform handle Ref.12-... (anatomic) of each forceps.

If you want to order grain handle (Standard)

Standard Ref. 11-...



If you want to order fingerform (anatomic)

Anatomic Ref. 12-...



All our Extracting-forceps are set upped with teflon disks between the joint and they are serrated inside of jaws, except american-pattern.

Scherenzange / Wasserspritze

Scissor extracting forceps / Water syringe

UK-Weisheitszähne lower wisdoms

Ref. 12-120



Fig. 120

Ganzmetallspritze, selbstfüllend

Ref. 17-10



22,0 cm

Bestell-Nr.
Order-No.

OK-Schneidezähne upper centrals / caines

Ref. 11-1
Ref. 12-1

Griff / Handle:
Standard
Anatomisch

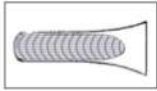


Fig. 1 (Abb. Griff Standard)

OK-Schneidezähne upper centrals / caines

Ref. 11-2
Ref. 12-2

Griff / Handle:
Standard
Anatomisch

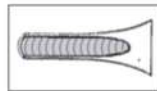


Fig. 2 (Abb. Griff Standard)

OK-Prämolaren upper premolars

Ref. 11-7
Ref. 12-7

Griff / Handle:
Standard
Anatomisch

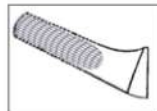


Fig. 7 (Abb. Griff Standard)

OK-Molaren rechts upper molars right

Ref. 11-17
Ref. 12-17

Griff / Handle:
Standard
Anatomisch

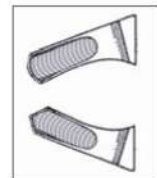


Fig. 17 (Abb. Griff Standard)

OK-Molaren links upper molars left

Ref. 11-18
Ref. 12-18

Griff / Handle:
Standard
Anatomisch

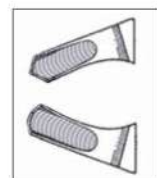


Fig. 18 (Abb. Griff Standard)

UK-Prämolaren lower premolars



Fig. 13 (Abb. Griff Standard)

Griff / Handle:
Standard
Anatomisch

Ref. 11-13
Ref. 12-13



UK-Wurzeln lower roots



Fig. 33 (Abb. Griff Standard)

Griff / Handle:
Standard
Anatomisch

Ref. 11-33
Ref. 12-33



UK-Wurzeln lower roots



Fig. 33A (Abb. Griff Standard)

Griff / Handle:
Standard
Anatomisch

Ref. 11-33A
Ref. 12-33A



UK-Molar lower molars



Fig. 22 (Abb. Griff Standard)

Griff / Handle:
Standard
Anatomisch

Ref. 11-22
Ref. 12-22



UK-dritte Molare lower third molars



Fig. 79 (Abb. Griff Standard)

Griff / Handle:
Standard
Anatomisch

Ref. 11-79
Ref. 12-79



Bestell-Nr.
Order-No.

OK-Molaren links & rechts upper molars left & right

Ref. 11-18A
Ref. 12-18A

Griff / Handle:
Standard
Anatomisch

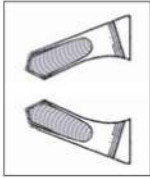


Fig. 18A (Abb. Griff Standard)

OK-Wurzeln upper roots

Ref. 11-51
Ref. 12-51

Griff / Handle:
Standard
Anatomisch

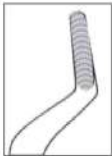


Fig. 51 (Abb. Griff Standard)

OK-Wurzeln upper roots

Ref. 11-51A
Ref. 12-51A

Griff / Handle:
Standard
Anatomisch



Fig. 51A (Abb. Griff Standard)

OK-dritte Molaren upper third molars

Ref. 11-67A
Ref. 12-67A

Griff / Handle:
Standard
Anatomisch



Fig. 67A (Abb. Griff Standard)

OK-Wurzeln upper roots

Ref. 11-29
Ref. 12-29

Griff / Handle:
Standard
Anatomisch

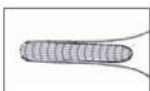


Fig. 29 (Abb. Griff Standard)

UK-Molar lower molars



Fig. 73 (Abb. Griff Standard)

Griff / Handle:
Standard
Anatomisch

Ref. 11-73
Ref. 12-73



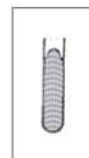
UK-Wurzeln lower roots



Fig. 74 (Abb. Griff Standard)

Griff / Handle:
Standard
Anatomisch

Ref. 11-74
Ref. 12-74



UK-Wurzeln lower roots



Fig. 74N (Abb. Griff Standard)

Griff / Handle:
Standard
Anatomisch

Ref. 11-74N
Ref. 12-74N




UK-Prämolaren lower premolars



Fig. 75 (Abb. Griff Standard)

Griff / Handle:
Standard
Anatomisch

Ref. 11-75
Ref. 12-75



UK-Frontzähne lower incisors / canines



Fig. 4 (Abb. Griff Standard)

Griff / Handle:
Standard
Anatomisch

Ref. 11-4
Ref. 12-4



Bestell-Nr.
Order-No.

OK-Wurzeln upper roots

Ref. 11-29N
Ref. 12-29N

Griff / Handle:
Standard
Anatomisch



Fig. 29N (Abb. Griff Standard)

OK-Wurzeln upper roots

Ref. 11-30
Ref. 12-30

Griff / Handle:
Standard
Anatomisch



Fig. 30 (Abb. Griff Anatomisch)

OK-Molaren rechts upper molars right

Ref. 11-89
Ref. 12-89

Griff / Handle:
Standard
Anatomisch

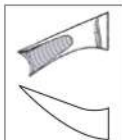


Fig. 89 (Abb. Griff Anatomisch)

OK-Molaren links upper molars left

Ref. 11-90
Ref. 12-90

Griff / Handle:
Standard
Anatomisch

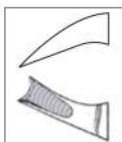


Fig. 90 (Abb. Griff Anatomisch)

OK-Wurzeln upper roots

Ref. 11-501
Ref. 12-501

Griff / Handle:
Standard
Anatomisch

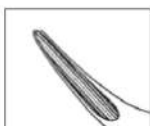


Fig. 501 (Abb. Griff Anatomisch)

UK-Wurzeln lower roots



Fig. 33M (Abb. Griff Standard)

Griff / Handle:
Standard
Anatomisch

Ref. 11-33M
Ref. 12-33M



UK-Molaren rechts lower molars right



Fig. 23 (Abb. Griff Standard)

Griff / Handle:
Standard
Anatomisch

Ref. 11-23
Ref. 12-23

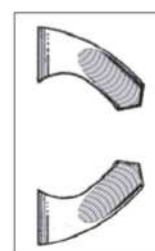


Fig. 24 (Abb. Griff Standard)

Griff / Handle:
Standard
Anatomisch

Ref. 11-24
Ref. 12-24

UK-Molaren links lower molars left

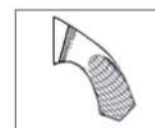
UK-Molaren lower molars



Fig. 21 (Abb. Griff Standard)

Griff / Handle:
Standard
Anatomisch

Ref. 11-21
Ref. 12-21



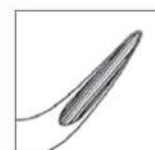
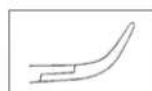
UK-Wurzelsplitterzange lower roots fragment



Fig. 502 (Abb. Griff Standard)

Griff / Handle:
Standard
Anatomisch

Ref. 11-502
Ref. 12-502



Bestell-Nr.
Order-No.

OK-Wurzeln upper roots

Ref. 11-51K
Ref. 12-51K

Griff / Handle:
Standard
Anatomisch



Fig. 51K (Abb. Griff Standard)

OK-Wurzeln upper roots

Ref. 11-51M
Ref. 12-51M

Griff / Handle:
Standard
Anatomisch



Fig. 51M (Abb. Griff Standard)

OK-Universalzange upper universal forceps

Ref. 11-62
Ref. 12-62

Griff / Handle:
Standard
Anatomisch

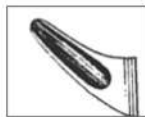


Fig. 62 (Abb. Griff Standard)

OK+UK Wurzelsplitterzange upper & lower fragments

Ref. 11-69
Ref. 12-69

Griff / Handle:
Standard
Anatomisch



Fig. 69 (Abb. Griff Standard)

OK-Wurzeln upper roots

Ref. 11-151
Ref. 12-151

Griff / Handle:
Standard
Anatomisch

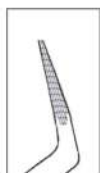


Fig. 151 (Abb. Griff Standard)

UK-Prämolare lower prämolars



Fig. 8 (Abb. Griff Standard)

Griff / Handle:
Standard
Anatomisch

Ref. 11-8
Ref. 12-8



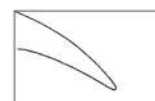
UK-Molaren lower molars



Fig. 86A (Abb. Griff Standard)

Griff / Handle:
Standard
Anatomisch

Ref. 11-86A
Ref. 12-86A




UK-Molaren lower molars



Fig. 86C (Abb. Griff Standard)

Griff / Handle:
Standard
Anatomisch

Ref. 11-86C
Ref. 12-86C



UK-Wurzeln lower roots



Fig. 136 (Abb. Griff Standard)

Griff / Handle:
Standard
Anatomisch

Ref. 11-136
Ref. 12-136



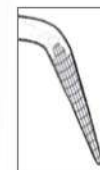
UK-Wurzeln lower roots



Fig. 145 (Abb. Griff Standard)

Griff / Handle:
Standard
Anatomisch

Ref. 11-145
Ref. 12-145



Bestell-Nr.
Order-No.

OK-Wurzeln upper roots

Ref. 11-152
Ref. 12-152

Griff / Handle:
Standard
Anatomisch



Fig. 152 (Abb. Griff Standard)

OK-Wurzeln upper roots sehr fein ultra fine

Ref. 11-49
Ref. 12-49

Griff / Handle:
Standard
Anatomisch



Fig. 49 (Abb. Griff Standard)

UK-Wurzeln lower roots

Ref. 11-45
Ref. 12-45

Griff / Handle:
Standard
Anatomisch



Fig. 45 (Abb. Griff Standard)

UK-Wurzeln lower roots

Ref. 11-31
Ref. 12-31

Griff / Handle:
Standard
Anatomisch



Fig. 31 (Abb. Griff Standard)

UK-Wurzeln lower roots sehr fein ultra fine

Ref. 11-46
Ref. 12-46

Griff / Handle:
Standard
Anatomisch



Fig. 46 (Abb. Griff Standard)

OK-Kronenabnehmerzange upper crown remover



Fig. 01 (Abb. Griff Anatomisch)

Griff / Handle:
Anatomisch

Ref. 12-101

UK-Kronenabnehmerzange lower crown remover



Fig. 02 (Abb. Griff Anatomisch)

Griff / Handle:
Anatomisch

Ref. 12-102

OK-Kronenabnehmerzange upper crown remover



Fig. 03 (Abb. Griff Anatomisch)

Griff / Handle:
Anatomisch

Ref. 12-103



UK-Kronenabnehmerzange lower crown remover



Fig. 04 (Abb. Griff Anatomisch)

Griff / Handle:
Anatomisch

Ref. 12-104



Kronenabnehmerzange crown remover

Kunststoffbacken
sind austauschbar

Griff / Handle:
Anatomisch

Ref. 12-105

Univseral Kronenabnehmerzange crown remover



gebogen

Griff / Handle:
Anatomisch

Ref. 12-105

Bestell-Nr.
Order-No.

UK-Molaren & Weisheitszähne links lower molars & wisdoms left

Ref. 11-122L
Ref. 12-122L

Griff / Handle:
Standard
Anatomisch



Fig. 122L (Abb. Griff Standard)

UK-Molaren & Weisheitszähne rechts lower molars & wisdoms right

Ref. 11-122R
Ref. 12-122R

Griff / Handle:
Standard
Anatomisch




Fig. 122R (Abb. Griff Standard)

UK-Molaren lower molars

Ref. 12-186L

Griff / Handle:
Anatomisch



Fig. 186L (Abb. Griff Anatomisch)

UK-Molaren lower molars

Ref. 12-186R

Griff / Handle:
Anatomisch



Fig. 186R (Abb. Griff Anatomisch)

Tiefgreifende Wurzelzangen

Deep gripping root forceps

Bestell-Nr.
Order-No.

OK-Wurzeln upper roots



Fig. 153 (Abb. Griff Standard)

Griff / Handle:

Standard
Anatomisch

Ref. 11-153
Ref. 12-153



UK-Wurzeln lower roots

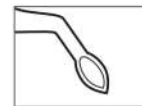


Fig. 146 (Abb. Griff Standard)

Griff / Handle:

Standard
Anatomisch

Ref. 11-146
Ref. 12-146



OK-Wurzeln upper roots



Fig. 149 (Abb. Griff Standard)

Griff / Handle:

Standard
Anatomisch

Ref. 11-149
Ref. 12-149



OK-Schneidezähne upper centrals / cains

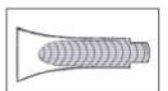


Fig. 34A (Abb. Griff Standard)

Griff / Handle:

Standard
Anatomisch

Ref. 11-34A
Ref. 12-34A



Bestell-Nr.
Order-No.

OK-Prämolaren upper premolars

Ref. 11-35A
Ref. 12-35A

Griff / Handle:
Standard
Anatomisch



Fig. 35A (Abb. Griff Standard)

OK-Wurzeln upper roots

Ref. 11-331
Ref. 12-331

Griff / Handle:
Standard
Anatomisch

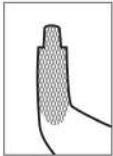


Fig. 331 (Abb. Griff Standard)

UK-Prämolaren lower premolar

Ref. 11-336
Ref. 12-336

Griff / Handle:
Standard
Anatomisch

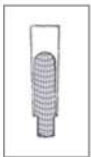


Fig. 336 (Abb. Griff Standard)

UK-Prämolaren lower premolar

Ref. 11-36A
Ref. 12-36A

Griff / Handle:
Standard
Anatomisch

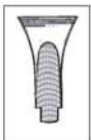


Fig. 36A (Abb. Griff Standard)

OK-dritte molaren upper third molars

Griff / Handle:
Standard
Anatomisch

Ref. 11-67N
Ref. 12-67N

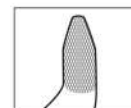


Fig. 67N (Abb. Griff Anatomisch)

UK-dritte molaren lower third molars

Griff / Handle:
Standard
Anatomisch

Ref. 11-79N
Ref. 12-79N

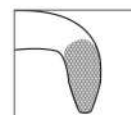


Fig. 79N (Abb. Griff Anatomisch)

OK-Prämolaren upper premolars

Griff / Handle:
Standard
Anatomisch

Ref. 11-7N
Ref. 12-7N



Fig. 7N (Abb. Griff Anatomisch)

UK-Prämolaren lower premolars

Griff / Handle:
Standard
Anatomisch

Ref. 11-36N
Ref. 12-36N



Fig. 36N (Abb. Griff Anatomisch)

Bestell-Nr.
Order-No.

OK-Schneidezähne upper incisors

Ref. 11-37

Griff / Handle:
Standard



Fig. 37 (Abb. Griff Standard)

OK-Wurzeln upper roots

Ref. 11-29S

Griff / Handle:
Standard

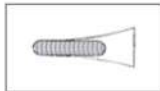


Fig. 29S (Abb. Griff Standard)

OK-Wurzeln upper roots

Ref. 11-30S

Griff / Handle:
Standard

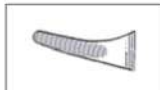


Fig. 30S (Abb. Griff Standard)

OK-Prämolaren upper premolars

Ref. 11-39

Griff / Handle:
Standard



Fig. 39 (Abb. Griff Standard)

OK-Molaren upper molars

Ref. 11-39A

Griff / Handle:
Standard

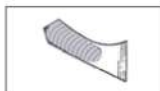


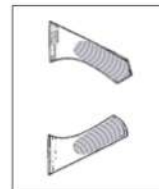
Fig. 39A (Abb. Griff Standard)

OK-Molaren rechts upper molars right



Fig. 39R (Abb. Griff Standard)

Griff / Handle:
Standard



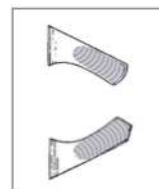
Ref. 11-39R

OK-Molaren links upper molars left



Fig. 39L (Abb. Griff Standard)

Griff / Handle:
Standard



Ref. 11-39L

OK-Wurzeln upper roots



Fig. 51S (Abb. Griff Standard)

Griff / Handle:
Standard



Ref. 11-51S

UK-Wurzeln lower roots



Fig. 33S (Abb. Griff Standard)

Griff / Handle:
Standard



Ref. 11-33S

Bestell-Nr.
Order-No.

UK-Prämolaren lower premolars

Ref. 11-13S

Griff / Handle:
Standard



Fig. 13S (Abb. Griff Standard)

UK-Molaren lower molars

Ref. 11-22S

Griff / Handle:
Standard



Fig. 22S (Abb. Griff Standard)

UK-Schneide- & Eckzähne lower incisors & canines

Ref. 11-38

Griff / Handle:
Standard




Fig. 38 (Abb. Griff Standard)

UK-Molaren lower molars

Ref. 11-40

Griff / Handle:
Standard



Fig. 40 (Abb. Griff Standard)

OK-Wurzeln upper roots

Ref. 11-76S

Griff / Handle:
Standard

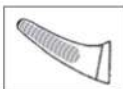


Fig. 76S (Abb. Griff Standard)

UK-Schneidezähne lower incisors



Fig. 5 (Abb. Griff Standard)

Griff / Handle:

- Standard
- Anatomisch

- Ref. 11-5B
- Ref. 12-5B



Fig. 6 (Abb. Griff Standard)

UK-Molaren lower molars

Griff / Handle:

- Standard
- Anatomisch

- Ref. 11-6B
- Ref. 12-6B



Fig. 7 (Abb. Griff Standard)

UK-Wurzeln lower roots

Griff / Handle:

- Standard
- Anatomisch

- Ref. 11-7B
- Ref. 12-7B



Bestell-Nr.
Order-No.

OK-Schneidezähne upper incisors

Ref. 11-137B
Ref. 12-137B

Griff / Handle:
Standard
Anatomisch

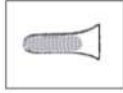


Fig. 137 (Abb. Griff Standard)

OK-Prämolaren upper premolars

Ref. 11-139B
Ref. 12-139B

Griff / Handle:
Standard
Anatomisch



Fig. 139 (Abb. Griff Standard)

OK-Wurzeln upper roots

Ref. 11-51SB
Ref. 12-51SB

Griff / Handle:
Standard
Anatomisch



Fig. 51SB (Abb. Griff Anatomisch)

OK-Molaren upper molars

Ref. 11-3B
Ref. 12-3B

Griff / Handle:
Standard
Anatomisch



Fig. 3 (Abb. Griff Standard)